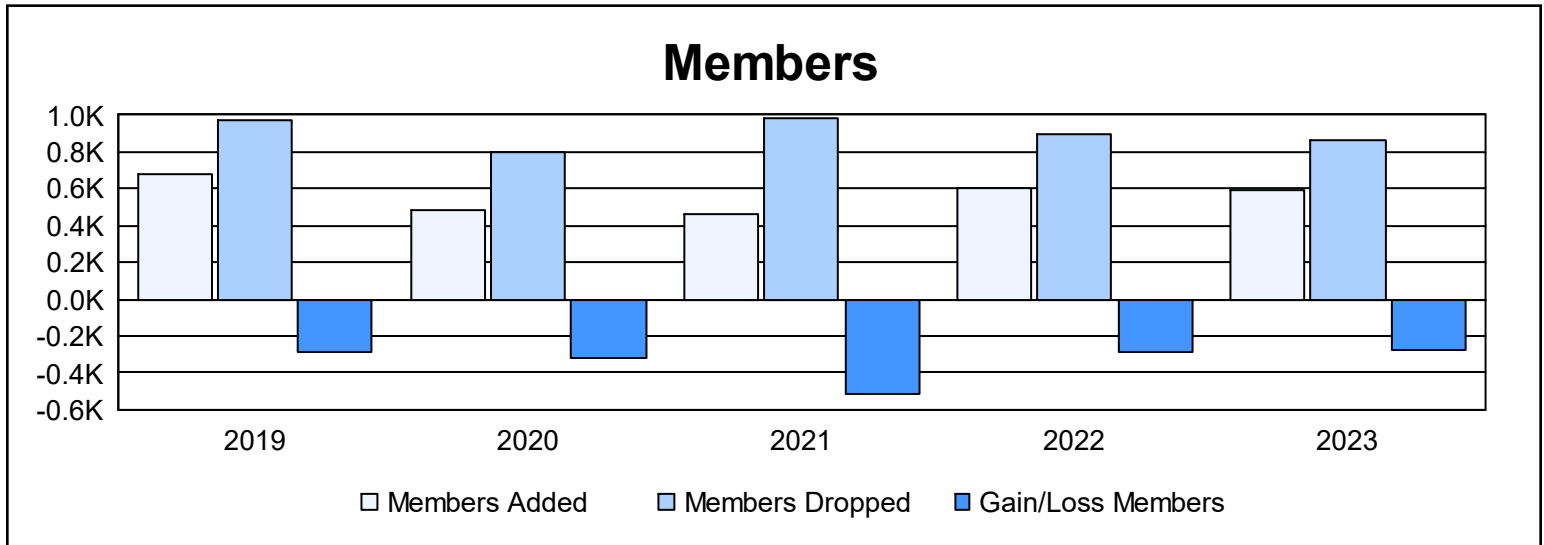
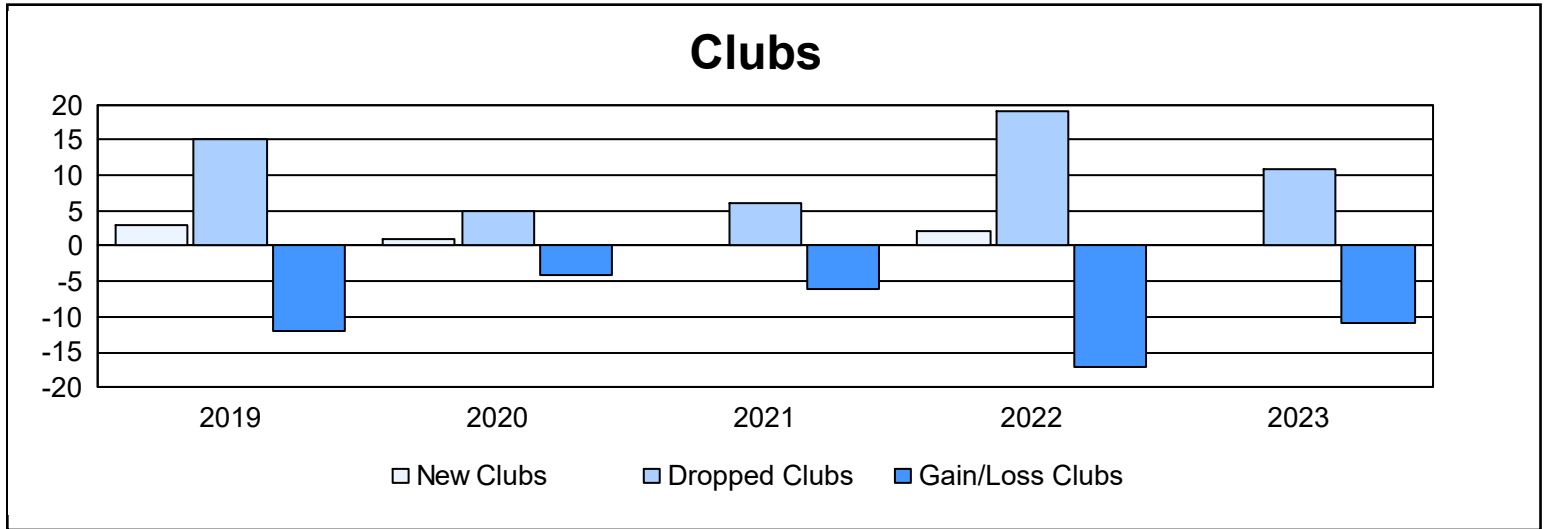


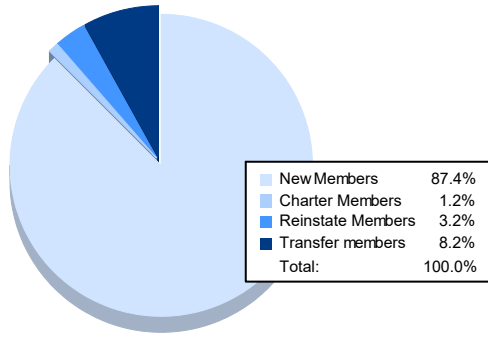
# Multiple District 9

As of June 2023 Cumulative

Year	New Clubs	Dropped Clubs	Gain/ Loss Clubs	New Members	Charter Members	Reinstate Members	Transfer Members	Total Member Added	Total Members Dropped	Gain/ Loss Members
2018-2019	3	15	-12	513	86	44	41	684	968	-284
2019-2020	1	5	-4	421	25	12	24	482	803	-321
2020-2021	0	6	-6	396	2	55	13	466	980	-514
2021-2022	2	19	-17	499	43	22	39	603	891	-288
2022-2023	0	11	-11	513	7	19	48	587	859	-272
<b>Average</b>	<b>1</b>	<b>11</b>	<b>-10</b>	<b>468</b>	<b>33</b>	<b>30</b>	<b>33</b>	<b>564</b>	<b>900</b>	<b>-336</b>



### Membership Composition June 2023 Cumulative



### Gender Composition June 2023 Cumulative

